

Surge™

the new wave in waterproof flooring

Innovative Construction

Advanced waterproof core

Contains up to 90% wood fiber and no PVC

Watertight joint design prevents moisture penetration*

Industrial class AC5 rated wear layer for heavy traffic

Premium visuals and surface treatments

Performance & Warranty

100+ hour guaranteed protection from standing surface water*

Suitable for kitchen / bath / laundry

30-year residential wear warranty

5-year commercial wear warranty

Thermally stable, anti-static

Superior scratch, stain and abrasion resistance

Environmentally Responsible

Wood sourced from sustainably managed forests

CARB/TSCA Title VI Compliant

GREENGUARD Gold certified



Easy Installation

Advanced 1 click 2 go pure, Click Together installation

Underlay required – to confirm which underlay is right for your floor, please check the installation guides

No transitions required in installations up to 4000 sqft

Full line of moldings and accessories available

*24-hr surface water protection as stipulated by NALFA (North American Laminate Flooring Association) with additional 100+ hr surface water protection. Visit evokeflooring.com/surge100hour for more information.



Surge™

catch the wave



Coastal and Dunes samples,
pricing and in-store display
updates available now from
your Metropolitan representative.

See the complete line of waterproof flooring at
evokeflooring.com



evoke®
flooring that can take it



All New
**Coastal
Collection**

Surge™

the new wave in waterproof flooring

evoke®
flooring that can take it



Surge™

the new wave in
waterproof flooring

Evoke Surge™ is an advanced wood composite flooring that can really take it.



It's waterproof: Surge's innovative construction delivers guaranteed protection from standing surface water. For more information, visit evokeflooring.com/surge100hour



It performs: Surge™ floors carry a 30-year residential and 5-year commercial warranty



It's durable: the industrial-strength wear layer carries an AC5 wear rating for heavy duty use



It's pet proof: Surge™ floors have superior scratch, stain and abrasion resistance



It's made from wood fibre: Surge™ contains up to 90% wood fiber sourced from sustainably managed forests
Sourced from sustainably managed forests

evoke®
flooring that can take it

Meet the Dunes & Coastal Collections

this easy-going crew has a natural passion
for sun, sand & surf.

Dunes Collection



DAISY 47007



EMMETT 47010



NORA 47004



RYLAND 47006



LAUREN 47011



DYLAN 47012



ELIJAH 47009



MATHIS 47003



VICTOR 47008



WALKER 47005



ALEXIS 47002



BRENDA 47001

Installation Method: 1 click
2 go pure - Click Together -
Underlayment required

Box Contents:
15.93 sqft / 1.480 sqm

Eco-Attributes:
GREENGUARD Gold Certified

Plank Width: 7-1/2" / 192mm

Plank Length: Approx. 50" /
1285mm

Thickness: 1/2" / 12mm

Listings:
mindful MATERIALS (mM)

Coastal Collection



SLATER 47015



SPICOLI 47014



FRIEDA 47022



JUSTINE 47019



LYNNE 47020



DUKE 47018



GERRY 47023



TYLER 47013



CARISSA 47021



LAKEY 47016



JAY 47024



JOEL 47017

Installation Method: 1 click
2 go pure - Click Together -
Underlayment required

Box Contents:
23.89 sqft / 2.220 sqm

Eco-Attributes:
GREENGUARD Gold Certified

Plank Width: 7-1/2" / 192mm

Plank Length: Approx. 50" /
1285mm

Thickness: 5/16" / 8mm

Listings:
mindful MATERIALS (mM)



what is waterproof?

The North American Laminate Flooring Association (NALFA) defines 'waterproof' to mean that after 24 hrs of exposure to standing water there is no damage to the floor.

Evoke Surge sets a new standard. Our floors have been tested to withstand repeated exposure to standing moisture for over 100 hours with no damage to the floor.

How do we do it?

Innovative Design and Advanced Technology.

First, the Surge core: it's composed of up to 90% natural wood fiber from sustainably managed forests.

The wood fibers are finely processed and shaped, then coated to protect the core from excess swelling.

Second, the Surge joint: it's a new generation click together joint design that creates a watertight* seal, preventing moisture from penetrating into the floor.

*24-hr surface water protection as stipulated by NALFA (North American Laminate Flooring Association) with additional 100+ hr surface water protection. Visit evokeflooring.com/surge100hour for more information.

evoke[®]
flooring that can take it

LUXURY VINYL --- STRUCTURE



Meet the newest addition to the Evoke family: Structure, a robust 5mm luxury vinyl plank in a dazzling selection of on-trend colors and realistic appearance that delivers fabulous comfort underfoot and excellent performance.



A quieter living environment:
Best in-class noise reduction



High-performance top coat:
Crystal Clear Polyurethane top coat with embedded ceramic for durability



Seamless transitions:
No transitions needed for a seamless installation



Design flexibility:
Install planks in any direction for a customized design



Waterproof:
Guaranteed protection from standing surface water



Faster repairs:
Easy and extremely fast to repair



Structure offers great design flexibility and can be installed in a variety of patterns, including Herringbone, and seamlessly with carpet or ceramic tile.

The reinforced fiberglass core ensures a secure and wheelchair-friendly flooring system with exceptional durability and performance. Damaged plank? Structure is the easiest, most stylish and versatile flooring installation or repair system you'll ever enjoy.

**LUXURY
VINYL**





Construction

High-performance top coat: Crystal Clear Polyurethane with embedded ceramic for durability

Wear layer: 20 mil

Décor visual: High-resolution and realistic visuals

Fiberglass sheet: Woven glass fiber sheet for dimensional stability

Core: Thick and heavy for superior acoustical performance and comfort underfoot

Balancing layer: Hard and dense for added strength and durability



Installation

Install using perimeter, grid or full-spread application with either releasable or permanent adhesive

Underlay not required but for added acoustical performance use AMB2000 (CA 01350 compliant) is recommended

No transitions required



Installation aids and accessories

Adhesives: ProSeries 4510, ProSeries 4584, Everbond PSA Super

Seam tape: #3122153 MSTD double-sided tape

Underlays: AMB2000, others available depending upon site conditions

Trims and transitions: Available

For more information about adhesives; underlays and acoustics; vents; moldings; recoat, retouch and repair, visit metrofloors.com/metro/accessories.



CORE STRENGTH
SURFACE COMFORT
STABLE FLOORING



evoke.TM
flooring that can take it

STRUCTURE

SPECIFICATIONS

Plank size:
7" x 48"
177.8mm x 1219.2mm











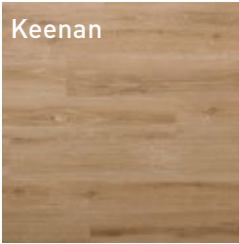
Thickness:
3/16" / 5mm


Wear layer:
20 mil

Surface:
Embossed

Core type:
Vinyl with embedded
woven glass
fiber sheet for
dimensional stability

WARRANTY
Lifetime limited
residential
15 year limited
commercial





evoke.[™]
flooring that can take it


evokeflooring.com


METROPOLITAN
SINCE 1992

Product selection and all product specifications are subject to change without notice and product selection may vary by area. The trademark Evoke is owned by Kentwood Floors Inc. and is used under license.

A woman with dark hair in a ponytail, wearing a maroon sports bra and leggings, is captured in mid-air while jumping rope. She is positioned in the center of the frame, with her body angled towards the right. The background features a dark brick wall and a large window with a grid pattern on the left. A dark-colored sofa is visible behind her, and a potted plant is on the far left. The floor is made of light-colored wood. The overall lighting is dramatic, with strong shadows and highlights, creating a moody atmosphere. The text 'SPC/WPC VINYL COMPOSITE CORE' is overlaid in large, white, bold, sans-serif font across the center of the image.

**SPC/WPC
VINYL
COMPOSITE
CORE**

A waterproof vinyl floor that's easy to install



Waterproof



Superior
Stain & Abrasion
Resistance



Limited Lifetime
Residential
Warranty



Fade
Resistant UV
Top Coat

Evolve makes vinyl composite core flooring with two popular core types:

WPC: Vital, Vivid

SPC: Vigor, Spark, Runway, Bridge, Valor and Terrace

WPC floors are made with a core of PVC, designed with just a little 'give' to provide a comfortable walking surface.

SPC products have tiny granules of crushed stone mixed with the PVC, which makes the core more durable and firmer underfoot.

Construction

- High-performance wear layer with UV cured topcoat
- Waterproof WPC or SPC core
- Integral high-density foam underlay
- Painted bevel on all sides

Installation

- Any interior space including bath, laundry, kitchen
- Suitable for use over radiant heat
- Floating 'click together' installation
- State-of-the-art joint system


Installation aids and accessories

- Adhesives: Not required
- Underlays: Optional for added acoustic performance
- Trims & transitions: All profiles available


For more information about adhesives; underlays and acoustics; vents; moldings; recoat, retouch and repair, visit [metrofloors.com/metro/accessories](https://www.metrofloors.com/metro/accessories).

With classic wide plank styling
and a palette of colors to
complement any décor, these
floors will fit your lifestyle.


VITAL




Drew




Brooke



Don




Jess




Eve




Heath




Neve



Joe




Luke



Page



Quinn



Rick



Zach

SPECIFICATIONS

Plank size:
5 7/8" x 48"
148mm x 1220mm

Thickness:
1/4" / 6.5mm
(includes built-in
underlay)

Wear layer:
12 mil

Surface:
Varies by style

Core type:
WPC

WARRANTY

Limited lifetime
residential
8 year light
commercial

A woman with dark hair and tattoos is performing a backbend on a wooden floor. She is wearing a purple leotard with a wide waistband and long sleeves. Her arms are extended to the floor, and her legs are spread wide. The text 'WATER PROOF' is overlaid in white, bold, sans-serif font across the center of the image, with a yellow rectangular highlight behind it. The background consists of a wooden floor and a textured, brown wall.

WATER PROOF


MULTI- WIDTH STYLES




VIVID HERRINGBONE

Fashion-forward styling, designer colors, textures and finishes that feel like the real thing, in trendy herringbone.


Josephine




Andrew



Brooklyn



Donna



SPECIFICATIONS

Plank size:

5 7/8" x 35"

148mm x 888mm

Thickness:

1/4"/6.5mm

(includes built-in underlay)

Wear layer:

12 mil

Surface:

Embossed

Core type:

WPC


WARRANTY

Limited lifetime
year residential


8 year light
commercial for
Herringbone

These floors feature an SPC core for superior stability and strength and a commercial grade 20 mil wear layer, making them a great choice for heavy use, high traffic areas.


VIGOR




Trixie
Vigor A




Dax
Vigor A




Grant
Vigor B




Lance
Vigor B




Finn
Vigor B




Todd
Vigor B




Dane
Vigor B




Joan
Vigor B




Trey
Vigor B



Farrah
Vigor B



Jace
Vigor B



Gwen
Vigor B

SPECIFICATIONS

Plank size:

7" x varied
180mm x varied

Thickness:

1/4" / 6mm
(includes built-in underlay)

Wear layer:

20 mil

Surface:

Varies by style

Core type:

SPC

WARRANTY

Limited lifetime residential

15 year limited light commercial



**HEAVY
USAGE
HIGH
TRAFFIC
AREAS**



SPARK

A lively assortment of happening colors and textures in a trendy wide plank floor, Spark delivers high performance at a reasonable price.

SPECIFICATIONS

Plank size

7" x 48"
180mm x 1218mm

Thickness:

1/4" / 5mm (includes
built-in underlay)

Wear layer:

12 mil

Surface:

Embossed










Core type:

SPC

WARRANTY

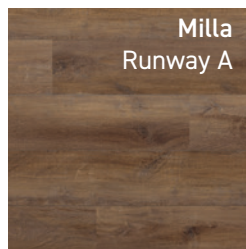
Limited lifetime
residential

8 year light
commercial



Edgy colors, touchable textures and avant-garde styling all come together in the Runway collection, a big bold entry in the floor fashion world.

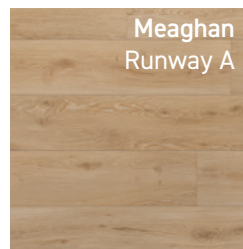
RUNWAY




Milla
Runway A



Tyra
Runway A




Meaghan
Runway A



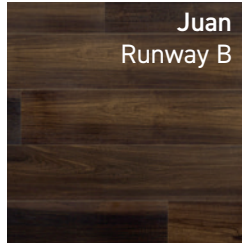
Mimi
Runway A



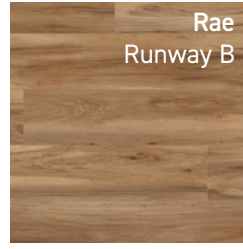
Amy
Runway A



Brett
Runway B



Juan
Runway B



Rae
Runway B

SPECIFICATIONS

Plank size:
Varies by style

Thickness:
1/4" / 6mm
(includes built-in underlay)

Wear layer:
20 mil

Surface:
Varies by style

Core type:
SPC

WARRANTY
Limited lifetime residential
15 year light commercial

A man in a white hoodie and blue shorts is crouching in a wooden garage. The background features a wooden wall and a window with a grid pattern. The text "BIG, BOLD, EDGY" is overlaid in large white letters. The scene is lit with warm, orange and red tones, creating a dramatic atmosphere.

**BIG,
BOLD,
EDGY**

A man in a purple athletic outfit (cap, t-shirt, shorts) and white sneakers is performing a core exercise, possibly a side plank or a similar stability move, in a rustic room. He is leaning forward with his arms extended. The room features a brick wall, a wooden floor, a wooden shelf with various items (books, a clock, a radio), and a wooden table with a teapot and cups. A black pendant light hangs from the ceiling. The overall color palette is dominated by purple and brown tones.

STURDY CORE

BRIDGE

A sturdy SPC core,
simple surface textures and
easy-going colors
at a budget-friendly price.

SPECIFICATIONS

Plank size:
5 7/8" x 48"
150mm x 1220mm

Thickness:
1/4" / 5mm
(includes built-in
underlay)

Wear layer:
12 mil








Surface:
Embossed

Core type:
SPC

WARRANTY


Limited lifetime
residential

8 year light
commercial




These wide and long click together planks feature an embossed wood grain texture and a firm under foot


TERRACE




Fiona




Lira




Naomi



Howard



Raymond



Mackenna

SPECIFICATIONS

Plank size:
8 7/8" x Approx 59"

Thickness:
1/4" / 5mm
(includes built-in underlay)

Wear layer:
20 mil

Surface:
Wood-Grain EIR

Core type:
SPC

WARRANTY
Limited lifetime residential

15 year light commercial

VALOR

With a matte finish and look of real slate, concrete and marble, It's waterproof performance and durability makes it stand the test of time.

SPECIFICATIONS

Plank size:
12" x 24"
305mm x 610mm

Thickness:
1/4" / 6mm
(includes built-in
underlay)

Wear layer:
20 mil



Surface:
Flat


Core type:
SPC

WARRANTY

Limited lifetime
residential

15 year light
commercial





evoke.TM
flooring that can take it


evokeflooring.com


METROPOLITAN
SINCE 1992

Product selection and all product specifications are subject to change without notice and product selection may vary by area. The trademark Evoke is owned by Kentwood Floors Inc. and is used under license.